

UNIT 4: PLACES IN MY SCHOOL

Page 35: Places in My School

Objectives:

To find out the names of places in the school.

To identify places in the school using "This is ..." and "That is"

Suggested procedure:

1. Out of class activity. Teacher takes pupils to places in the school mentioned in the Textbook.
2. Teacher points to building where pupils are gathered to illustrate meaning of "this".
Teacher says, "This is the ..."
Teacher points to a building /place further away to illustrate meaning of "that". Teacher says, "That is the ..."
3. Pair work: Pupils practise the structures above as they move to the various places around the school.
4. Pupils return to the classroom.
5. At the end of the lesson teacher can assign page 45 and 46 of the Activity Book.



Page 36: Places in School


Objectives:

To practise the sentence patterns, "This is the..." and "That is the"

To inculcate good moral values - cooperation and discipline (queue up at canteen)

Suggested procedure:

1. Teacher reads. Pupils repeat.
2. Talk about what pupils/people in the picture are doing.
3. Talk about rules that pupils must follow in the library, canteen, etc.
4. At the end of the lesson teacher can assign page 47 of the Activity Book.



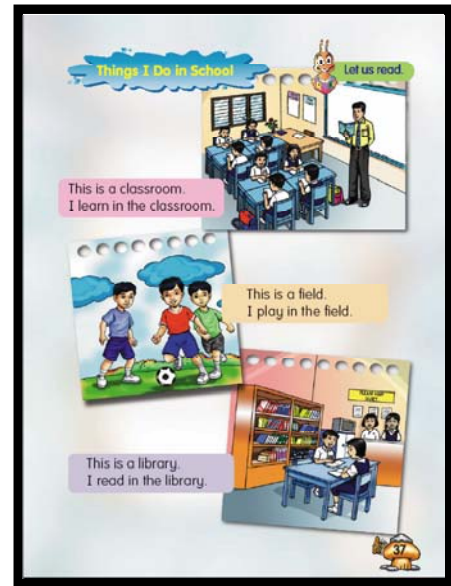
Page 37: Things I Do in School

Objective:

To read simple sentences.

Suggested procedure:

1. Look at the first picture.
Teacher asks for a pupil to volunteer to read the first sentence.
Teacher reads: I learn in the classroom.
Pupils read both sentences.
2. Repeat step 1 for the other two pictures.
3. Ask pupils about other things they do in the classroom, in the field and in the library.
4. At the end of the lesson teacher can assign page 48 of the Activity Book.



Page 38: Things I Do in the Classroom

Objectives:

To listen to and follow simple instructions.

To inculcate good moral values - politeness, discipline.

Suggested procedure:

1. Teacher demonstrates instructions.
2. Teacher reads and asks pupils to perform the actions.
3. Teacher can use "Simon Says" game to make learning fun.
4. At the end of the lesson teacher can assign page 49 and 50 of the Activity Book.



Page 39: Have Fun

Objective:


To review items learned in the unit.

Materials:

Dice and coloured buttons

Suggested procedure:

1. Teacher explains how to play the game.
Rules of the game:
 - (i) Each player throws the dice once. The player with the biggest number will be the first player. Players take turns to throw the dice.
 - (ii) When a player lands on a segment that has a set of instructions, the player must carry out the instruction.
 - (iii) If the player is unable to carry out the instruction correctly, he/she remains in that segment and the next player throws the dice. He/she can only move when it is his/her turn again.
 - (iv) The winner is the player who arrives HOME first.
 - (v) The game finishes when all players arrive HOME



Page 40: Things I Do in the Classroom


Objectives:

To listen to intonation and rhythm in rhymes

To read aloud simple rhymes with correct expression and appropriate gestures.

Suggested procedure:

1. Teacher reads rhyme and performs appropriate gestures.
2. Pupils read with appropriate gestures.



Page 41: Things in My Classroom

Objectives:

To name objects in a classroom.

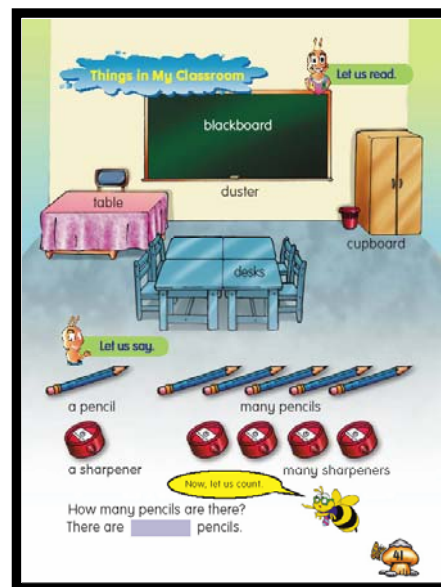
To practise sentence pattern, "There are"

Materials:

Word cards

Suggested procedure:

1. Teacher points to objects in the classroom mentioned in the textbook.
2. When pupils provide correct response, teacher places label on the object and says the word.
3. Teacher points to picture of a book in the textbook.
Teacher asks pupils to read: A book.
Teacher reads: Many books
4. Teacher explains the difference between "a" and "many"
5. Group work: Ask pupils to use any items/objects that they have to practise:
How many ... are there?
There are
6. At the end of the lesson teacher can assign page 51 of the Activity Book.



Page 42: Things I Have

Objective:

To practise sentence pattern, "I have...."

Suggested procedure:

1. Teacher hold up three books and says, "I have three books."
2. Teacher asks pupils, "How many books do you have?"
3. Pair work: Pupils answer questions in textbook.
4. At the end of the lesson teacher can assign page 42 of the Activity Book.



Page 43: Things in My Bag

Objective:

To practise sentence patterns,
"She has" and "He has"

Suggested procedure:

1. Teacher reads: This is Sunita. This is Mikal.
She has three books. He has five pencils.
2. Pupils repeat.
3. Pair work: Pupils try to read the sentences for the other two pictures.
4. Teacher helps pupils who have problems.
5. At the end of the lesson teacher can assign page 53 and 54 of the Activity Book.



Page 44: Bob and Rod

Objectives:

To listen to intonation sentence rhythm in rhymes
To practise vowel /e/ and /D/ in medial position.
To read aloud simple rhymes with correct expression and appropriate gestures.
To enjoy rhymes.

Suggested procedure:

1. Teacher reads the rhyme, one stanza at a time.
Pupils repeat.
2. Teacher reads the rhyme with gestures.
3. Pupils repeat after teacher.
4. Teacher can use activity in MyCD.




Page 45: Flags, Flags, Flags.

Objectives:

To listen to intonation and rhythm in rhymes
To read aloud simple rhymes with correct expression and appropriate gestures.
To enjoy rhymes.
To inculcate good moral values - patriotism

Suggested procedure:

1. Talk about the picture.
2. Teacher reads the rhyme with gestures.
3. Pupils repeat after teacher.



Page 46 and 47: Ben Goes to School

Objectives:

- To read and understand simple sentences.
- To answer simple comprehension questions.
- To enjoy a simple story.

Suggested procedure:

1. Teacher reads title of the story.
2. Teacher asks pupils what they think the story is about.
3. Teacher reads the story.
4. Teacher directs pupils' attention to the punctuation marks.
5. Teacher asks pupils comprehension questions.
** Teacher can also get pupils to act out the story.
6. At the end of the lesson teacher can assign page 55 of the Activity Book.
7. Teacher can use activity in MyCD.



Page 48: Do You Remember ...?

Objective:

- To review items learned in the unit.

Suggested procedure:

1. Pair work: Pupils work on this with a partner.
2. Discuss answers with the pupils.
3. Teacher can assign e-Test 2 of MyCD.

