

UNIT 5: MY FAMILY


Page 49: My Family

Objectives:

- To name family members.
- To repeat words.
- To inculcate family values - cooperation.
- To inculcate moral values - cleanliness.

Suggested procedure:

1. Teacher asks pupils, "How many people are there in your family?"
2. Teacher tells pupils that they will be meeting Kumar's family.
3. Teacher says words: father, mother, sister, brother. Pupils repeat.
4. At the end of the lesson teacher can assign page 56 of the Activity Book.
5. Teacher can use activity in MyCD.



Page 50: Kumar's Family

Objective:

To practise sentence patterns, "She is" and "He is"

Suggested procedure:

1. Talk about the picture.
2. Teacher reads. Pupils repeat.
3. At the end of the lesson teacher can assign page 57 of the Activity Book.
4. Teacher can use activity in MyCD.




Page 51: Who are they ...?

Objective:

To read simple sentences.

Suggested procedure:

1. Talk about the picture. Ask pupils to relate it to their own experiences.
2. Teacher reads. Pupils repeat.
3. Teacher asks simple comprehension questions such as, "Who is this/that man?" , "Who is this/that girl?"
4. At the end of the lesson teacher can assign page 58 of the Activity Book.



Page 52: Kumar's Neighbours


Objectives:

To read simple sentences.

To develop thinking skills.

Suggested procedure:

1. Teacher reads. Pupils repeat.
2. Teacher asks simple comprehension questions such as,
How many sisters/ brothers does ... have?
How many people are there in Siew Ling's/ Mikal's family?
3. At the end of the lesson teacher can assign page 59 of the Activity Book.



Page 53: How many ...?

Objectives:

To state the number of brothers and sisters one's friends have.

To practise sentence pattern: "I have ... sisters."

"I have ... brothers."

Suggested procedure:

1. Teacher reads sentences. Pupils repeat.
2. Teacher asks pupils, "How many sisters do you have?"
"How many brothers do you have?"
3. At the end of the lesson teacher can assign page 60, 61 and 62 of the Activity Book.



Textbook page 54: Who is ...?

Objectives:

To practise greetings.

To practise asking questions, "Who is she?" and "Who is he?"

To practise sentence pattern, "She is my friend," and "He is my friend,...."

To inculcate family values - doing things together.

Suggested procedure:

1. Teacher says "Good morning,"
2. Teacher calls several pupils to the front of the class.
3. Teacher points to a pupils individually and asks pupils, "Who is she?", "Who is he?"
4. Teacher reads dialogue. Pupils repeat.
3. Role play: Pupils act out the dialogue.



Page 55: Jump...., Jump, Jump...

Objectives:

To listen to intonation and rhythm in rhymes

To practise consonant /j/ and /m/ in initial position.

To read aloud simple rhymes with correct expression and appropriate gestures.

To enjoy rhymes.

Material:

MyCD

Suggested procedure:

1. Teacher lets pupils listen to and watch rhymes on MyCD.
2. Pupils read and rhyme with appropriate gestures.
3. At the end of the lesson teacher can assign page 63 of the Activity Book.
4. Teacher can use activity in MyCD.




Page 56: I am ...

Objective:

To introduce and provide details about oneself.

Suggested procedure:

1. Teacher reads. Pupils repeat.
2. Teacher calls on pupil volunteers to introduce themselves to their classmates.
3. Group work: Pupils introduce themselves.
4. At the end of the lesson teacher can assign page 64 and 65 of the Activity Book.



Page 57: Doing Things Together

Objectives:

To read simple sentences.

To inculcate good moral values

-cooperation, helping others.

To develop family values - bonding, doing things together, responsibility

To promote a healthy lifestyle.

Suggested procedure:

1. Talk about the picture.
2. Teacher reads. Pupils repeat.
3. Ask pupils about other things they do together with their family and friends.
4. At the end of the lesson teacher can assign page 66 of the Activity Book.



Page 58: Family Day

Objectives:

To read and understand simple sentences.

To answer comprehension questions.

Suggested procedure:

1. Teacher reads. Pupils repeat.
2. Pupils respond to comprehension questions asked.
4. At the end of the lesson teacher can assign page 67 of the Activity Book.

Page 59: Family Day Fun

Objectives:

To read and understand a simple story.

To give details about a story.

To develop thinking skills - learning across the curriculum.

Suggested procedure:

1. Teacher reads the paragraph.
2. Get pupils to talk about the picture. Teacher guides discussion so that it relates to the ideas in the paragraph.
3. Ask comprehension questions as in the textbook.
4. Direct pupils attention to the characters involved in the race. Ask "Who was first/next/last?"
5. At the end of the lesson teacher can assign page 68 of the Activity Book.

Page 60: Meet My Family

Objectives:

To improve fine motor skills of hands and fingers.

To develop creativity.

Suggested procedure:

1. Pupils bring photographs of their family members.
2. Pupils draw a family tree to fit in the number of people in their family.
3. Paste pictures of family members.
4. Colour the tree.
5. Write: This is my family.

Page 61: Do You Remember...?

Objective:

To review items learned in the unit.

Materials:

Dice and coloured buttons

Suggested procedure:

1. Teacher explains how to play the game.
Rules of the game:
 - (i) Each player throws the dice once. The player with the biggest number will be the first player. Players take turns to throw the dice.
 - (ii) When a player lands on a segment that has a set of instructions the player must carry out the instruction.
 - (iii) If the player is unable to carry out the instruction correctly, he/she remains in that segment and the next player throws the dice. He/She can only move when it is his/her turn again.
 - (iv) The winner is the player who arrives at the last segment first.
 - (v) The game finishes when all players reach the last segment.

